



The Hyndburn Academy

The best in everyone™

Part of United Learning

Home Learning

A guide to completing homework.



Websites

Completion

Reporting



Contents

2. Homework Expectations
3. Sparx Maths
4. Sparx Maths – A guide to logging in
5. Sparx Maths – Competing work and rewards
6. Seneca
7. Seneca – Completing Work
8. Seneca – Rewards
9. Self-Quizzing
10. Homework Reporting
11. Homework Timetable



KS3 Homework at The Hyndburn Academy

Homework will be set each week and will consist of:

1. Sparx Maths
2. Seneca Learning
3. Self-Quizzing

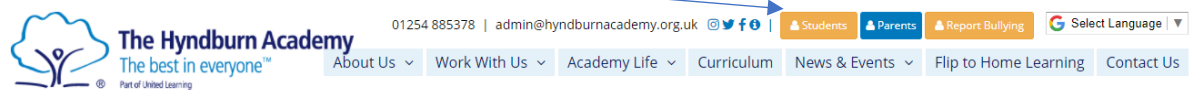
Students will receive a homework timetable at the start of each term.

Student Portal


On the student portal on the school website, you will find quick links to the websites you need to access to complete homework.

Website Address: <http://www.thehyndburnacademy.org.uk>

Click on the Students icon:



This will take you to the student portal. The student portal has quick links to website and important information.






Sparx Maths
www.sparx.co.uk

Set: Friday Weekly

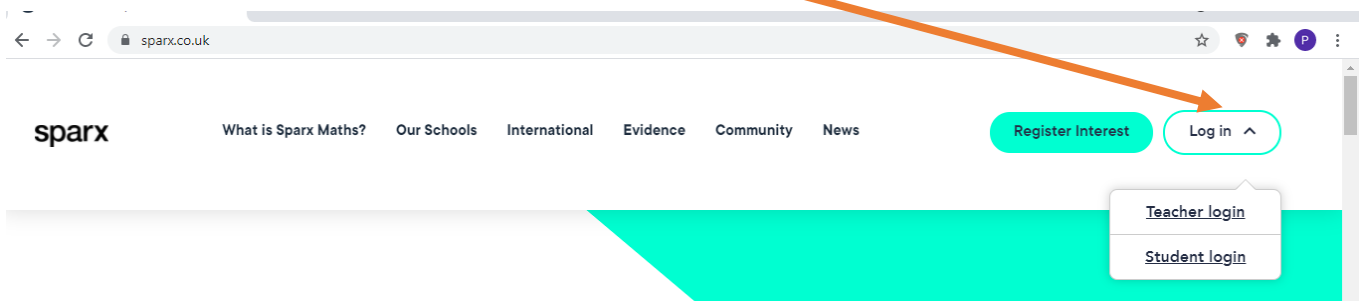
Due: Completed and submitted in full the following Friday

To access this website, use the web address above or click the icon on the student portal.



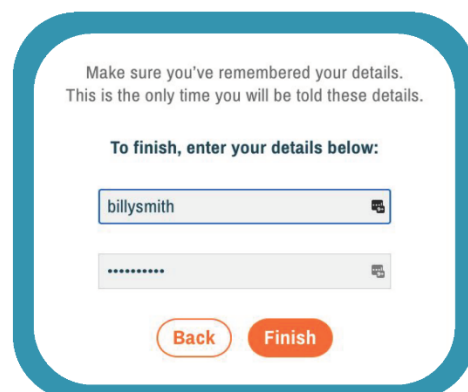
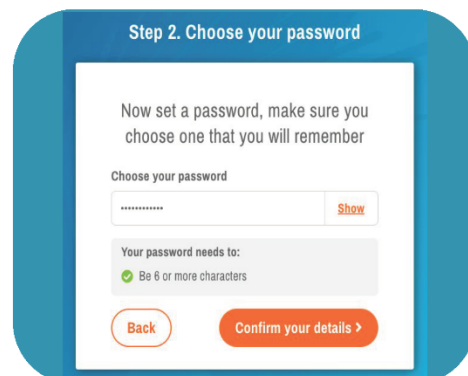
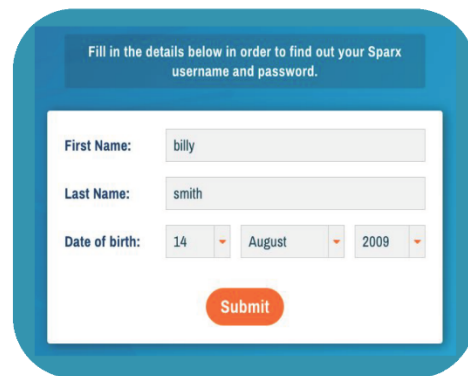
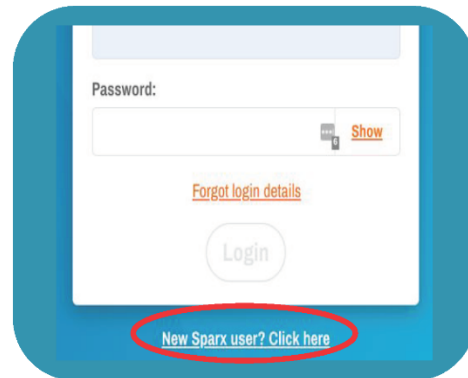
Log in as a student. Here is a video to show you how to log in as a student:

[How to log in a student.](#)



Student Guide to Logging In

- 1 Go to sparx.co.uk and click **Log in**
- 2 Select **Student Login**
- 3 Carefully select your school from the list
- 4 Select **New Sparx user**
- 5 Enter your:
 - First Name
 - Last Name
 - Date of Birth
- 6 Click **Submit**
- 7 You will be prompted to set your own password. The password must be at least 6 characters long and you will need to remember it
- 8 Confirm your username and password, and click **Finish**
- 9 You can now log in to Sparx using your username and password
- 10 If a password is lost, you can select the option to request a new password from your teacher



Completing Work

You will need a pen and paper handy whilst completing your weekly tasks so you can write down your working out and solutions. Each question comes with a book work code so that the questions can be easily identified. SPARX will regularly ask you for a book work check.

Here is a link to ensure you pass your book work checks. [How to book work.](#)

Homework is only marked complete when all the questions are correct, and all bookwork checks are passed.

Rewards

As you complete tasks you will earn XP, the more tasks completed the more XP you earn, the higher the level you will achieve.

Certificates and prizes are awarded regularly to acknowledge your success. As a school, and per year group, we are ranked across other United Learning schools and all other users of the SPARX website.

In the first year we have regularly placed at the top of the league table – no mean feat with around 150 schools competing. We aim to maintain our pole position as we move forward.





Seneca Learning
www.senecalearning.com

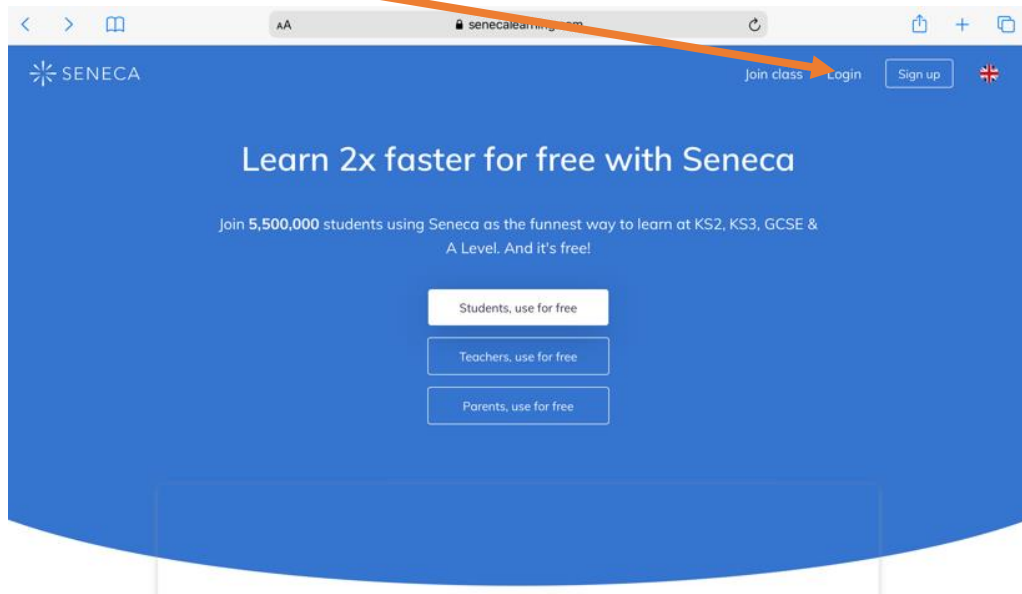
Set: Subject will set task on a regular basis. Your homework timetable/teacher will let you know when they are set.

Due: Your homework timetable/teacher will let you know when they are due.

To access this website, use the web address above or click the icon on the student portal.

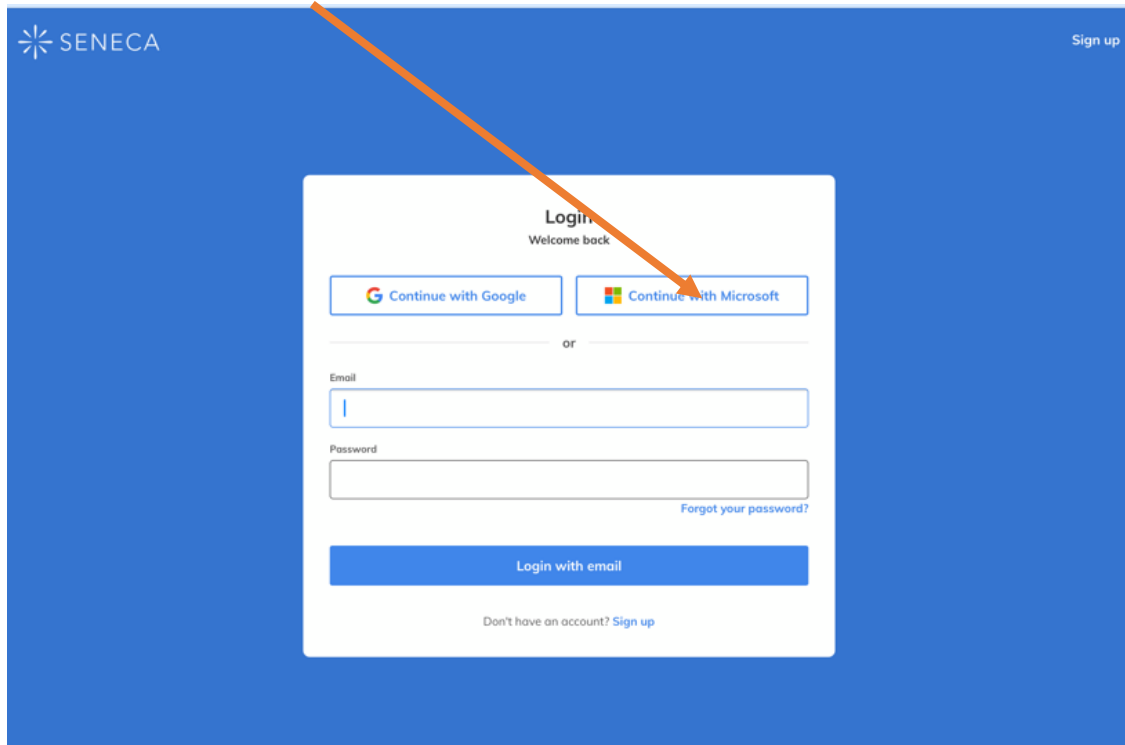


Click log in:

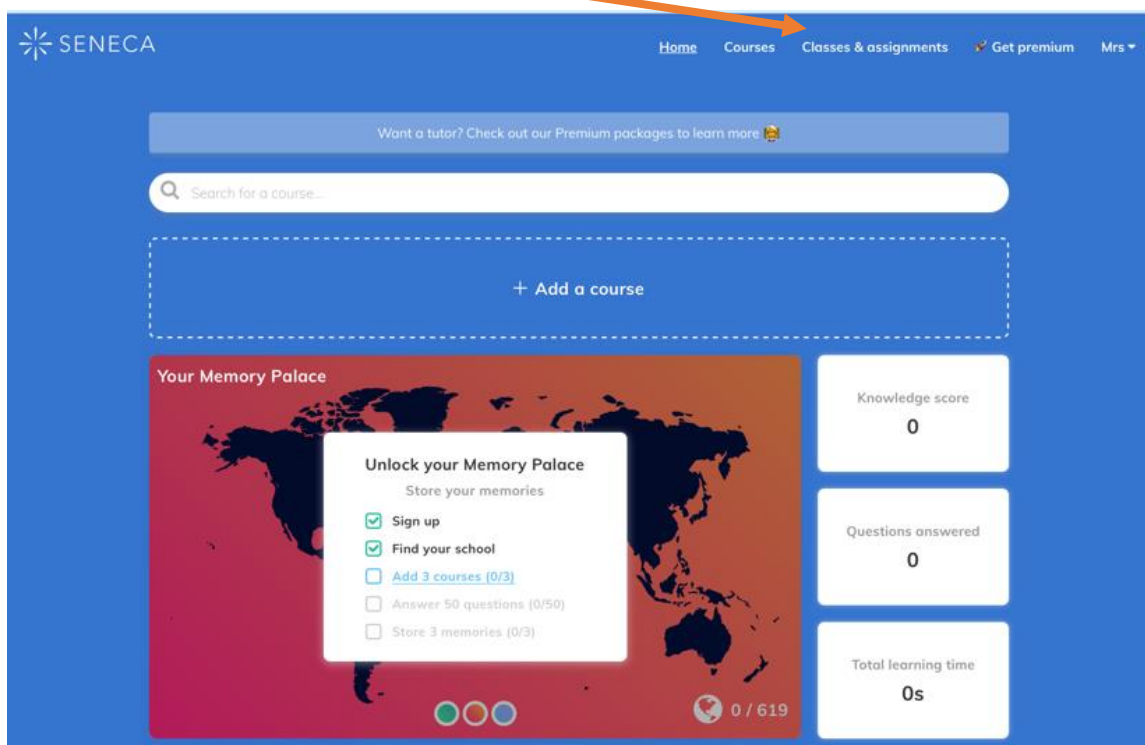


Completing Work

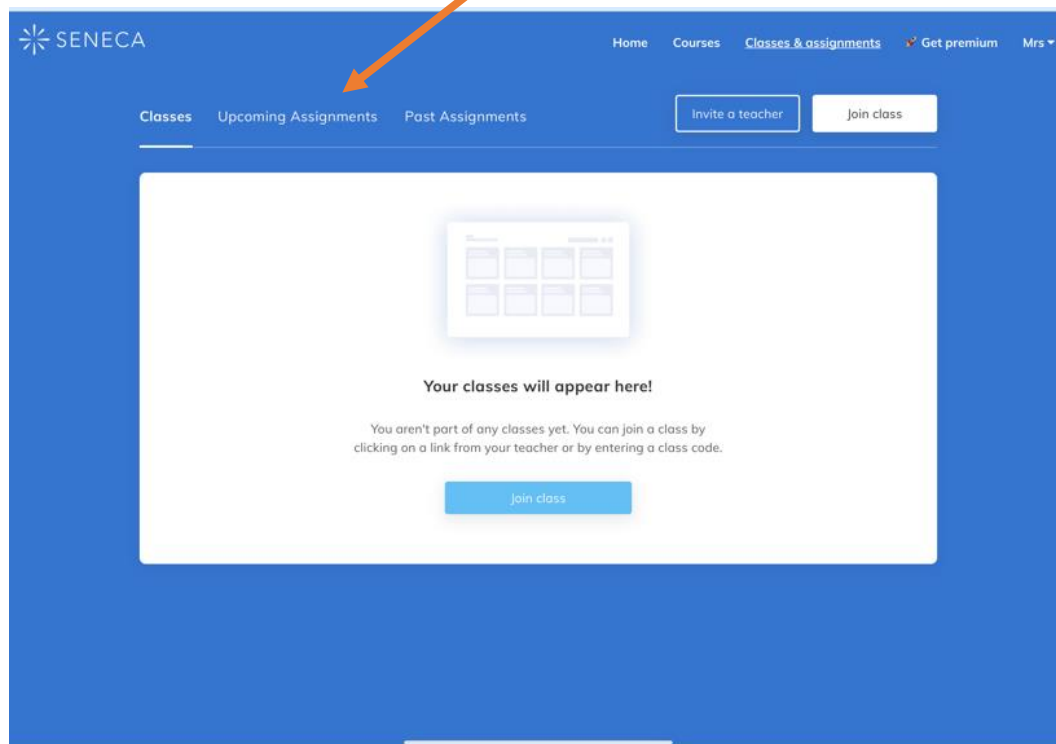
Click continue with Microsoft. You will then be asked to sign in with your school email address and password. **DO NOT** click sign up.



The homepage allows you to complete tasks/revision at your own pace without the need for your teachers to set work. To access homework task, click classes and assignments at the top of the page.



Your different classes will be displayed here. You can also click to see your current homework tasks, and previous homework.



Rewards

As you work through your tasks there will be video clips and scaffolded questions to help you succeed. Dependent on the task you are completing, you may find a pen and paper useful to make notes or perform calculations.

Certificates and prizes are awarded regularly to celebrate your success.

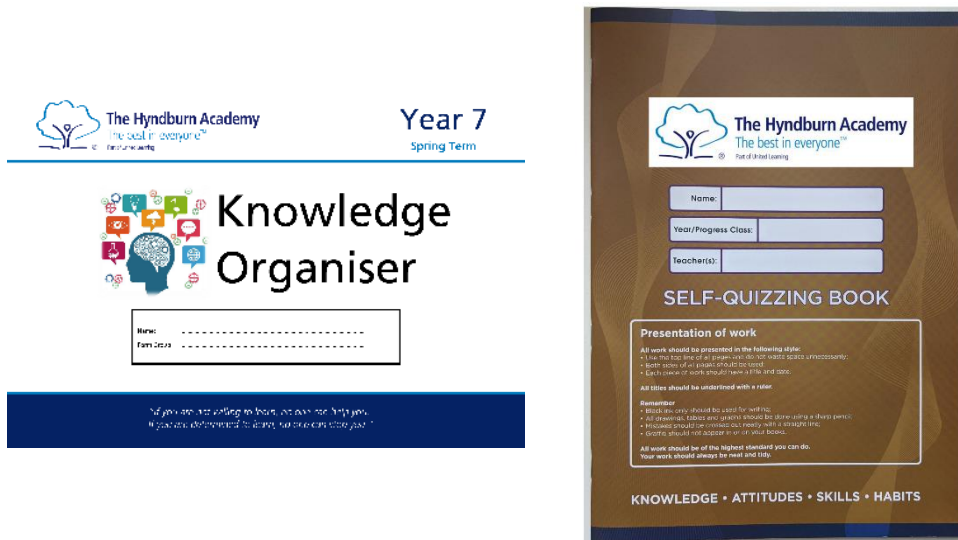


KS3 Self-Quizzing

You will be provided with a knowledge organiser and a self-quizzing book at the start of the year. These will be used for the whole year, so please take care of them.

Set: Subject will set task on a regular basis. Your homework timetable/teacher will let you know when they are set.

Due: Your homework timetable/teacher will let you know when they are due.



How to complete work

Knowledge Organisers contain critical, fundamental knowledge for all subjects that you must know in order to be successful. They will help you recap, revisit and revise what you have learnt in lessons in order to move the knowledge within from your short-term memory to long term memory.

Self-Quizzing Book is where all Knowledge Organiser homework is to be completed.

To complete Self-Quizzing homework, follow these steps: -

1. Write the date and the title from your Knowledge Organiser.
2. Write out the keywords / definitions / facts you have been set in full.
3. Cover the keywords / definitions / facts in your Self-Quizzing book apart from the first. Read it, cover it, write it, check it. Repeat for each definition until you are confident.
4. Cover up all the keywords / definitions / facts and write them from memory in your Self-Quizzing book.
5. Check your answers and correct where required. Repeat steps 3 to 5 until you are confident.

You will be tested on these words / definitions / facts as a starter activity in your lesson on the day that the homework is due. This will be completed in your normal exercise book and marked in class.

You must bring your Knowledge Organiser and Self-Quizzing book to every lesson and place on your desk at the beginning of each lesson.

You must keep all your Knowledge Organisers and Self-Quizzing books because the fundamental knowledge will also be required in future years at The Hyndburn Academy.


Reporting

A report will be sent home every month showing your completion of homework and in the case of Seneca, your average percentage score for each of your subjects.

Year 7 Homework completion report - September			
Name: Your name			
SPARX		Seneca	
Week	Compulsory	XP boost	Targeted
1			
2	✓	29%	✓
3	✓	✓	✓
4	✓	36%	83%
5	✓ LATE	0%	✓
Total XP	24,582	SPARX Level	2

Subject	%
English	100
Science	100
Re	75
Geography	80
History	100
MFL	100
PE	100

Self-Quizzing	100 %
---------------	-------



Homework Timetable

Homework for KS3 students will be set by teachers in line with the timetable below:

Monday	Tuesday	Wednesday	Thursday	Friday
Technology History	Performing Arts Spanish	Science RE	English Geography	Maths Art



The Hyndburn Academy

The best in everyone™

Part of United Learning

